

OPEN -- Overall Stage Results

WPPSA CHAMPS 2011 - Handgun

Printed December 6, 2011 at 8:54



Stage 1 -- HOT---HEADED

	PTS	TIME	HIT FACTOR	STAGE POINTS	STAGE PERCENT	COMPETITOR # Name
1	152	17.87	8.5059	160.0000	100.00	31 Salie, Mansoor
2	148	18.71	7.9102	148.7952	93.00	41 Van Der Berg, Jan
3	146	18.49	7.8962	148.5309	92.83	12 Ally, Hishaam
4	155	19.63	7.8961	148.5294	92.83	8 Esau, R Wally
5	138	18.51	7.4554	140.2406	87.65	45 Paderes, Ace
6	155	22.03	7.0359	132.3482	82.72	52 Isaacs, Adiel
7	148	21.38	6.9224	130.2132	81.38	48 Gogos, Alex
8	142	20.73	6.8500	128.8517	80.53	35 Sherwin, Kevin
9	143	21.85	6.5446	123.1078	76.94	62 Sulaiman, Uthmaan
10	150	23.11	6.4907	122.0934	76.31	58 Munga, Reaz
11	139	21.43	6.4862	122.0095	76.26	66 Samaai, Sabre
12	152	23.46	6.4791	121.8755	76.17	67 Hartzenburg, Alfred
13	154	24.57	6.2678	117.9007	73.69	61 Samaai, Sulaiman
14	131	21.11	6.2056	116.7304	72.96	7 Betheldo, Corbin
15	141	23.64	5.9645	112.1948	70.12	55 Adams, Karriem
16	154	27.73	5.5536	104.4652	65.29	68 Groenewald, Chris
17	151	28.29	5.3376	100.4026	62.75	22 Grovers, Freddy
18	156	29.84	5.2279	98.3392	61.46	50 Richings, Charlene
19	146	29.95	4.8748	91.6974	57.31	2 Kamalie, Mogamat Sedick
20	133	28.42	4.6798	88.0296	55.02	28 Salie, Mogamat Sedick
21	112	23.99	4.6686	87.8191	54.89	57 Harrison, Sedick
22	128	29.01	4.4123	82.9971	51.87	51 Paderes, Percival
23	0	0.00	0.0000	0.0000	0.00	43 Van De Berg, Ets

STANDARD -- Overall Stage Results

WPPSA CHAMPS 2011 - Handgun

Printed December 6, 2011 at 8:54



Stage 1 -- HOT---HEADED

	PTS	TIME	HIT FACTOR	STAGE POINTS	STAGE PERCENT	COMPETITOR # Name
1	151	20.19	7.4790	160.0000	100.00	20 Stockbridge, Austin
2	150	22.81	6.5761	140.6842	87.93	17 Buys, Pierre
3	155	24.45	6.3395	135.6227	84.76	11 Awaldien, Igshaan
4	149	24.49	6.0841	130.1598	81.35	19 Lerm, Piet
5	150	24.72	6.0680	129.8142	81.13	26 Buckle, Jacque
6	146	24.72	5.9061	126.3525	78.97	18 Scott, Ridwaan
7	143	24.80	5.7661	123.3570	77.10	42 Starke, Ludolph Leonard
8	147	27.92	5.2650	112.6370	70.40	16 De Swardt, Johan
9	142	27.51	5.1618	110.4275	69.02	72 Jacobs, Jaco
10	152	29.63	5.1299	109.7466	68.59	9 Mamwell, Montgomery
11	141	27.49	5.1291	109.7296	68.58	4 Laher, Irshaad
12	153	31.31	4.8866	104.5413	65.34	3 Jurd, Nazeem C
13	121	25.55	4.7358	101.3150	63.32	13 Harris, Adiel
14	140	29.98	4.6698	99.9024	62.44	38 Jacobs, Charlie
15	129	28.20	4.5745	97.8633	61.16	14 Ally, Uzair
16	148	33.57	4.4087	94.3169	58.95	21 Rossouw, Francois
17	147	37.94	3.8745	82.8895	51.81	40 Hermans, Abdurahgiem
18	138	35.64	3.8721	82.8363	51.77	30 De Roos, Jainodien
19	141	36.80	3.8315	81.9692	51.23	69 Taliep, Anwar
20	130	35.42	3.6702	78.5189	49.07	10 Titus, Moegamat Salie
21	116	32.74	3.5431	75.7982	47.37	60 Daniels, Marwaan
22	148	42.59	3.4750	74.3419	46.46	6 Dante, Siraatz
23	134	38.69	3.4634	74.0944	46.31	29 Abrahams, Irefaan
24	120	37.89	3.1671	67.7542	42.35	59 Schloss, Shadley
25	129	48.00	2.6875	57.4947	35.93	5 Taczalski, Marek
26	87	35.84	2.4275	51.9315	32.46	32 Soeker, Achmat
27	153	87.29	1.7528	37.4978	23.44	64 Henke, Thomas
28	0	1.00	0.0000	0.0000	0.00	23 Samodien, M Sedick

PRODUCTION -- Overall Stage Results

WPPSA CHAMPS 2011 - Handgun

Printed December 6, 2011 at 8:54



Stage 1 -- HOT---HEADED

	PTS	TIME	HIT FACTOR	STAGE POINTS	STAGE PERCENT	COMPETITOR # Name
1	136	27.46	4.9527	160.0000	100.00	25 De Goede, Charl
2	143	29.00	4.9310	159.3014	99.56	56 Barden, Zaid
3	127	26.40	4.8106	155.4109	97.13	63 Louw, K B
4	114	27.61	4.1289	133.3890	83.37	27 Marshall, Charles
5	145	35.22	4.1170	133.0027	83.13	46 Johnson, Andre
6	121	31.92	3.7907	122.4628	76.54	53 Johnson, Alex
7	107	29.63	3.6112	116.6632	72.91	36 Mohamed, Shaheed
8	55	36.13	1.5223	49.1786	30.74	71 Lee, Jorissem
9	0	0.00	0.0000	0.0000	0.00	47 Voyatjes, Stratis

MODIFIED -- Overall Stage Results

WPPSA CHAMPS 2011 - Handgun

Printed December 6, 2011 at 8:54



Stage 1 -- HOT---HEADED

	PTS	TIME	HIT FACTOR	STAGE POINTS	STAGE PERCENT	COMPETITOR # Name
1	146	37.89	3.8533	160.0000	100.00	44 Starke, Petri
2	147	40.05	3.6704	152.4076	95.25	54 Buck, Bryan
3	155	66.70	2.3238	96.4934	60.31	49 Starke, Janefer
4	151	84.36	1.7899	74.3245	46.45	1 Batista, Joel

OPEN -- Overall Stage Results**WPPSA CHAMPS 2011 - Handgun**

Printed December 6, 2011 at 8:54

**Stage 2 -- TOO HOT**

	PTS	TIME	HIT FACTOR	STAGE POINTS	STAGE PERCENT	COMPETITOR # Name
1	113	11.86	9.5278	120.0000	100.00	31 Salie, Mansoor
2	111	11.85	9.3671	117.9756	98.31	48 Gogos, Alex
3	113	12.61	8.9611	112.8628	94.05	41 Van Der Berg, Jan
4	112	12.85	8.7160	109.7747	91.48	12 Ally, Hishaam
5	113	13.88	8.1412	102.5360	85.45	22 Grovers, Freddy
6	106	13.27	7.9879	100.6057	83.84	7 Betheldo, Corbin
7	111	14.27	7.7786	97.9685	81.64	35 Sherwin, Kevin
8	114	14.74	7.7341	97.4081	81.17	8 Esau, R Wally
9	115	15.74	7.3062	92.0197	76.68	52 Isaacs, Adiel
10	104	14.35	7.2474	91.2786	76.07	58 Munga, Reaaz
11	110	15.36	7.1615	90.1964	75.16	45 Paderes, Ace
12	103	14.47	7.1182	89.6512	74.71	66 Samaai, Sabre
13	112	16.03	6.9869	87.9978	73.33	61 Samaai, Sulaiman
14	90	13.43	6.7014	84.4022	70.34	55 Adams, Karriem
15	117	18.10	6.4641	81.4132	67.84	67 Hartsenburg, Alfred
16	107	16.87	6.3426	79.8833	66.57	57 Harrison, Sedick
17	99	15.70	6.3057	79.4187	66.18	68 Groenewald, Chris
18	115	19.35	5.9432	74.8522	62.38	50 Richings, Charlene
19	91	15.65	5.8147	73.2343	61.03	28 Salie, Mogamat Sedick
20	74	13.65	5.4212	68.2789	56.90	62 Sulaiman, Uthmaan
21	109	20.99	5.1929	65.4036	54.50	2 Kamalie, Mogamat Sedick
22	92	19.96	4.6092	58.0517	48.38	51 Paderes, Percival
23	0	0.00	0.0000	0.0000	0.00	43 Van De Berg, Ets

STANDARD -- Overall Stage Results

WPPSA CHAMPS 2011 - Handgun

Printed December 6, 2011 at 8:54



Stage 2 -- TOO HOT

	PTS	TIME	HIT FACTOR	STAGE POINTS	STAGE PERCENT	COMPETITOR # Name
1	115	14.82	7.7598	120.0000	100.00	11 Awaldien, Igshaan
2	107	14.28	7.4930	115.8743	96.56	23 Samodien, M Sedick
3	98	13.46	7.2808	112.5933	93.83	72 Jacobs, Jaco
4	105	14.54	7.2215	111.6751	93.06	17 Buys, Pierre
5	94	13.45	6.9888	108.0780	90.06	20 Stockbridge, Austin
6	114	16.46	6.9259	107.1042	89.25	19 Lerm, Piet
7	115	18.41	6.2466	96.5997	80.50	4 Laher, Irshaad
8	115	18.50	6.2162	96.1297	80.11	26 Buckle, Jacque
9	102	16.64	6.1298	94.7935	78.99	14 Ally, Uzair
10	103	17.84	5.7735	89.2841	74.40	10 Titus, Moegamat Salie
11	112	19.65	5.6997	88.1428	73.45	16 De Swardt, Johan
12	113	20.11	5.6191	86.8956	72.41	30 De Roos, Jainodien
13	103	18.49	5.5706	86.1454	71.79	9 Mamwell, Montgomery
14	112	20.65	5.4237	83.8744	69.90	3 Jurd, Nazeem C
15	111	21.10	5.2607	81.3527	67.79	38 Jacobs, Charlie
16	91	17.43	5.2209	80.7375	67.28	13 Harris, Adiel
17	118	23.06	5.1171	79.1324	65.94	6 Dante, Siraatz
18	112	22.62	4.9514	76.5697	63.81	40 Hermans, Abdurahgiem
19	112	22.89	4.8930	75.6665	63.06	29 Abrahams, Irefaan
20	97	19.99	4.8524	75.0396	62.53	60 Daniels, Marwaan
21	90	19.57	4.5989	71.1186	59.27	59 Schloss, Shadley
22	100	22.15	4.5147	69.8165	58.18	5 Taczalski, Marek
23	112	24.81	4.5143	69.8108	58.18	21 Rossouw, Francois
24	108	26.45	4.0832	63.1437	52.62	42 Starke, Ludolph Leonard
25	117	28.97	4.0387	62.4552	52.05	69 Taliep, Anwar
26	81	22.06	3.6718	56.7821	47.32	18 Scott, Ridwaan
27	49	18.82	2.6036	40.2632	33.55	32 Soeker, Achmat
28	110	53.17	2.0688	31.9932	26.66	64 Henke, Thomas

PRODUCTION -- Overall Stage Results

WPPSA CHAMPS 2011 - Handgun

Printed December 6, 2011 at 8:54



Stage 2 -- TOO HOT

	PTS	TIME	HIT FACTOR	STAGE POINTS	STAGE PERCENT	COMPETITOR # Name
1	108	17.84	6.0538	120.0000	100.00	46 Johnson, Andre
2	102	18.42	5.5375	109.7648	91.47	36 Mohamed, Shaheed
3	100	18.11	5.5218	109.4546	91.21	25 De Goede, Charl
4	104	19.59	5.3088	105.2328	87.69	71 Lee, Jorissem
5	91	18.64	4.8820	96.7716	80.64	63 Louw, K B
6	90	18.53	4.8570	96.2763	80.23	56 Barden, Zaid
7	93	19.87	4.6804	92.7764	77.31	27 Marshall, Charles
8	100	21.54	4.6425	92.0252	76.69	53 Johnson, Alex
9	0	0.00	0.0000	0.0000	0.00	47 Voyatjes, Stratis

MODIFIED -- Overall Stage Results

WPPSA CHAMPS 2011 - Handgun

Printed December 6, 2011 at 8:54



Stage 2 -- TOO HOT

	PTS	TIME	HIT FACTOR	STAGE POINTS	STAGE PERCENT	COMPETITOR # Name
1	96	20.27	4.7361	120.0000	100.00	44 Starke, Petri
2	101	22.86	4.4182	111.9461	93.29	54 Buck, Bryan
3	109	45.80	2.3799	60.3010	50.25	1 Batista, Joel
4	118	50.15	2.3529	59.6177	49.68	49 Starke, Janefer

OPEN -- Overall Stage Results**WPPSA CHAMPS 2011 - Handgun**

Printed December 6, 2011 at 8:54

**Stage 3 -- BUSY---FRED**

	PTS	TIME	HIT FACTOR	STAGE POINTS	STAGE PERCENT	COMPETITOR # Name
1	45	5.81	7.7453	45.0000	100.00	52 Isaacs, Adiel
2	45	6.04	7.4503	43.2864	96.19	41 Van Der Berg, Jan
3	43	6.42	6.6978	38.9143	86.48	45 Paderes, Ace
4	44	6.63	6.6365	38.5581	85.68	8 Esau, R Wally
5	44	6.72	6.5476	38.0417	84.54	67 Hartzenburg, Alfred
6	43	6.68	6.4371	37.3997	83.11	55 Adams, Karriem
7	42	6.58	6.3830	37.0851	82.41	31 Salie, Mansoor
8	45	7.37	6.1058	35.4749	78.83	35 Sherwin, Kevin
9	43	7.38	5.8266	33.8523	75.23	62 Sulaiman, Uthmaan
10	45	7.78	5.7841	33.6054	74.68	22 Grovers, Freddy
11	44	7.92	5.5556	32.2778	71.73	48 Gogos, Alex
12	43	7.79	5.5199	32.0706	71.27	2 Kamalie, Mogamat Sedick
13	45	8.18	5.5012	31.9621	71.03	43 Van De Berg, Ets
14	45	8.28	5.4348	31.5761	70.17	50 Richings, Charlene
15	45	8.59	5.2386	30.4366	67.64	28 Salie, Mogamat Sedick
16	39	7.54	5.1724	30.0517	66.78	57 Harrison, Sedick
17	45	8.82	5.1020	29.6429	65.87	68 Groenewald, Chris
18	33	6.48	5.0926	29.5880	65.75	12 Ally, Hishaam
19	44	8.97	4.9052	28.4994	63.33	61 Samaai, Sulaiman
20	39	7.99	4.8811	28.3592	63.02	7 Betheldo, Corbin
21	44	9.32	4.7210	27.4292	60.95	58 Munga, Reaaz
22	43	9.49	4.5311	26.3256	58.50	51 Paderes, Percival
23	43	10.66	4.0338	23.4362	52.08	66 Samaai, Sabre

STANDARD -- Overall Stage Results

WPPSA CHAMPS 2011 - Handgun

Printed December 6, 2011 at 8:54



Stage 3 -- BUSY---FRED

	PTS	TIME	HIT FACTOR	STAGE POINTS	STAGE PERCENT	COMPETITOR # Name
1	45	6.95	6.4748	45.0000	100.00	72 Jacobs, Jaco
2	44	7.11	6.1885	43.0098	95.58	20 Stockbridge, Austin
3	42	7.38	5.6911	39.5528	87.90	11 Awaldien, Igshaan
4	44	7.93	5.5485	38.5624	85.69	19 Lerm, Piet
5	44	8.10	5.4321	37.7531	83.90	17 Buys, Pierre
6	43	7.99	5.3817	37.4030	83.12	26 Buckle, Jacque
7	44	8.46	5.2009	36.1466	80.33	5 Taczalski, Marek
8	41	8.04	5.0995	35.4415	78.76	42 Starke, Ludolph Leonard
9	43	9.05	4.7514	33.0221	73.38	16 De Swardt, Johan
10	43	9.51	4.5216	31.4248	69.83	3 Jurd, Nazeem C
11	44	9.85	4.4670	31.0457	68.99	21 Rossouw, Francois
12	44	10.52	4.1825	29.0684	64.60	38 Jacobs, Charlie
13	42	10.31	4.0737	28.3123	62.92	30 De Roos, Jainodien
14	41	10.23	4.0078	27.8543	61.90	29 Abrahams, Irefaan
15	45	11.55	3.8961	27.0779	60.17	4 Laher, Irshaad
16	43	11.54	3.7262	25.8969	57.55	40 Hermans, Abdurahgiem
17	43	11.71	3.6721	25.5209	56.71	10 Titus, Moegamat Salie
18	43	12.29	3.4988	24.3165	54.04	6 Dante, Siraatz
19	45	14.20	3.1690	22.0246	48.94	60 Daniels, Marwaan
20	40	13.04	3.0675	21.3190	47.38	13 Harris, Adiel
21	23	7.84	2.9337	20.3890	45.31	18 Scott, Ridwaan
22	25	9.48	2.6371	18.3281	40.73	23 Samodien, M Sedick
23	43	16.79	2.5610	17.7993	39.55	64 Henke, Thomas
24	43	17.18	2.5029	17.3952	38.66	9 Mamwell, Montgomery
25	42	17.79	2.3609	16.4081	36.46	14 Ally, Uzair
26	43	31.15	1.3804	9.5939	21.32	59 Schloss, Shadley
27	14	14.58	0.9602	6.6735	14.83	69 Taliep, Anwar
28	15	23.42	0.6405	4.4513	9.89	32 Soeker, Achmat

PRODUCTION -- Overall Stage Results

WPPSA CHAMPS 2011 - Handgun

Printed December 6, 2011 at 8:54



Stage 3 -- BUSY---FRED

	PTS	TIME	HIT FACTOR	STAGE POINTS	STAGE PERCENT	COMPETITOR # Name
1	43	6.89	6.2409	45.0000	100.00	63 Louw, K B
2	39	7.29	5.3498	38.5745	85.72	25 De Goede, Charl
3	41	9.63	4.2575	30.6988	68.22	27 Marshall, Charles
4	43	11.76	3.6565	26.3648	58.59	46 Johnson, Andre
5	43	13.01	3.3051	23.8317	52.96	56 Barden, Zaid
6	37	11.52	3.2118	23.1586	51.46	36 Mohamed, Shaheed
7	37	12.92	2.8638	20.6492	45.89	53 Johnson, Alex
8	24	9.61	2.4974	18.0074	40.02	71 Lee, Jorissem
9	0	0.00	0.0000	0.0000	0.00	47 Voyatjes, Stratis

MODIFIED -- Overall Stage Results

WPPSA CHAMPS 2011 - Handgun

Printed December 6, 2011 at 8:54



Stage 3 -- BUSY---FRED

	PTS	TIME	HIT FACTOR	STAGE POINTS	STAGE PERCENT	COMPETITOR # Name
1	41	11.53	3.5559	45.0000	100.00	44 Starke, Petri
2	45	16.51	2.7256	34.4924	76.65	54 Buck, Bryan
3	43	24.41	1.7616	22.2925	49.54	49 Starke, Janefer
4	45	35.22	1.2777	16.1689	35.93	1 Batista, Joel

OPEN -- Overall Stage Results**WPPSA CHAMPS 2011 - Handgun**

Printed December 6, 2011 at 8:54

**Stage 4 -- MAGIC**

	PTS	TIME	HIT FACTOR	STAGE POINTS	STAGE PERCENT	COMPETITOR # Name
1	41	3.60	11.3889	45.0000	100.00	35 Sherwin, Kevin
2	42	3.79	11.0818	43.7866	97.30	45 Paderes, Ace
3	43	4.19	10.2625	40.5495	90.11	31 Salie, Mansoor
4	41	4.23	9.6927	38.2979	85.11	12 Ally, Hishaam
5	40	4.14	9.6618	38.1760	84.84	67 Hartzenburg, Alfred
6	38	4.15	9.1566	36.1798	80.40	55 Adams, Karriem
7	36	4.05	8.8889	35.1219	78.05	52 Isaacs, Adiel
8	38	4.36	8.7156	34.4372	76.53	7 Betheldo, Corbin
9	40	4.62	8.6580	34.2097	76.02	43 Van De Berg, Ets
10	41	4.77	8.5954	33.9623	75.47	66 Samaai, Sabre
11	42	4.92	8.5366	33.7299	74.96	2 Kamalie, Mogamat Sedick
12	38	4.57	8.3151	32.8548	73.01	28 Salie, Mogamat Sedick
13	44	5.31	8.2863	32.7408	72.76	50 Richings, Charlene
14	40	4.83	8.2816	32.7223	72.72	61 Samaai, Sulaiman
15	38	4.75	8.0000	31.6098	70.24	41 Van Der Berg, Jan
16	36	4.65	7.7419	30.5901	67.98	8 Esau, R Wally
17	36	4.98	7.2289	28.5630	63.47	57 Harrison, Sedick
18	29	4.03	7.1960	28.4331	63.18	22 Grovers, Freddy
19	44	6.39	6.8858	27.2071	60.46	68 Groenewald, Chris
20	32	4.91	6.5173	25.7513	57.23	62 Sulaiman, Uthmaan
21	43	8.02	5.3616	21.1848	47.08	48 Gogos, Alex
22	23	6.07	3.7891	14.9717	33.27	51 Paderes, Percival
23	0	4.66	0.0000	0.0000	0.00	58 Munga, Reaaz

STANDARD -- Overall Stage Results

WPPSA CHAMPS 2011 - Handgun

Printed December 6, 2011 at 8:54



Stage 4 -- MAGIC

	PTS	TIME	HIT FACTOR	STAGE POINTS	STAGE PERCENT	COMPETITOR # Name
1	42	4.38	9.5890	45.0000	100.00	17 Buys, Pierre
2	39	4.25	9.1765	43.0639	95.70	72 Jacobs, Jaco
3	39	4.28	9.1121	42.7620	95.03	26 Buckle, Jacque
4	39	4.84	8.0579	37.8143	84.03	18 Scott, Ridwaan
5	42	5.25	8.0000	37.5429	83.43	21 Rossouw, Francois
6	45	5.69	7.9086	37.1140	82.48	11 Awaldien, Igshaan
7	40	5.23	7.6482	35.8918	79.76	10 Titus, Moegamat Salie
8	43	5.69	7.5571	35.4645	78.81	5 Taczalski, Marek
9	42	5.77	7.2790	34.1594	75.91	9 Mamwell, Montgomery
10	33	4.65	7.0968	33.3041	74.01	4 Laher, Irshaad
11	41	5.91	6.9374	32.5562	72.35	38 Jacobs, Charlie
12	38	5.65	6.7257	31.5626	70.14	16 De Swardt, Johan
13	37	5.56	6.6547	31.2294	69.40	3 Jurd, Nazeem C
14	28	4.30	6.5116	30.5581	67.91	23 Samodien, M Sedick
15	34	5.25	6.4762	30.3918	67.54	69 Taliep, Anwar
16	38	5.97	6.3652	29.8708	66.38	14 Ally, Uzair
17	27	4.54	5.9471	27.9091	62.02	59 Schloss, Shadley
18	37	6.91	5.3546	25.1282	55.84	40 Hermans, Abdurahgiem
19	31	6.03	5.1410	24.1258	53.61	32 Soeker, Achmat
20	32	6.25	5.1200	24.0274	53.39	20 Stockbridge, Austin
21	41	8.51	4.8179	22.6095	50.24	29 Abrahams, Irefaan
22	41	9.25	4.4324	20.8008	46.22	42 Starke, Ludolph Leonard
23	23	6.09	3.7767	17.7234	39.39	60 Daniels, Marwaan
24	22	6.31	3.4865	16.3618	36.36	13 Harris, Adiel
25	12	5.15	2.3301	10.9348	24.30	30 De Roos, Jainodien
26	25	17.55	1.4245	6.6850	14.86	64 Henke, Thomas
27	0	3.00	0.0000	0.0000	0.00	19 Lerm, Piet
28	0	5.37	0.0000	0.0000	0.00	6 Dante, Siraatz

PRODUCTION -- Overall Stage Results

WPPSA CHAMPS 2011 - Handgun

Printed December 6, 2011 at 8:54



Stage 4 -- MAGIC

	PTS	TIME	HIT FACTOR	STAGE POINTS	STAGE PERCENT	COMPETITOR # Name
1	43	4.79	8.9770	45.0000	100.00	25 De Goede, Charl
2	28	4.69	5.9701	29.9271	66.50	63 Louw, K B
3	28	5.32	5.2632	26.3831	58.63	71 Lee, Jorissem
4	35	7.39	4.7361	23.7412	52.76	56 Barden, Zaid
5	28	6.69	4.1854	20.9803	46.62	53 Johnson, Alex
6	24	5.92	4.0541	20.3221	45.16	46 Johnson, Andre
7	8	4.51	1.7738	8.8919	19.76	36 Mohamed, Shaheed
8	3	5.77	0.5199	2.6063	5.79	27 Marshall, Charles
9	0	0.00	0.0000	0.0000	0.00	47 Voyatjes, Stratis

MODIFIED -- Overall Stage Results

WPPSA CHAMPS 2011 - Handgun

Printed December 6, 2011 at 8:54



Stage 4 -- MAGIC

	PTS	TIME	HIT FACTOR	STAGE POINTS	STAGE PERCENT	COMPETITOR # Name
1	24	5.96	4.0268	45.0000	100.00	54 Buck, Bryan
2	39	10.08	3.8690	43.2366	96.08	44 Starke, Petri
3	41	11.27	3.6380	40.6544	90.34	49 Starke, Janefer
4	39	15.52	2.5129	28.0815	62.40	1 Batista, Joel

OPEN -- Overall Stage Results**WPPSA CHAMPS 2011 - Handgun**

Printed December 6, 2011 at 8:54

**Stage 5 -- BOMBA**

	PTS	TIME	HIT FACTOR	STAGE POINTS	STAGE PERCENT	COMPETITOR # Name
1	105	14.40	7.2917	110.0000	100.00	48 Gogos, Alex
2	104	14.60	7.1233	107.4599	97.69	12 Ally, Hishaam
3	102	14.90	6.8456	103.2713	93.88	31 Salie, Mansoor
4	102	15.73	6.4844	97.8222	88.93	8 Esau, R Wally
5	104	16.35	6.3609	95.9581	87.23	43 Van De Berg, Ets
6	102	16.31	6.2538	94.3435	85.77	67 Hartzenburg, Alfred
7	107	17.20	6.2209	93.8472	85.32	41 Van Der Berg, Jan
8	98	16.60	5.9036	89.0602	80.96	62 Sulaiman, Uthmaan
9	92	16.39	5.6132	84.6788	76.98	57 Harrison, Sedick
10	97	17.29	5.6102	84.6336	76.94	68 Groenewald, Chris
11	78	14.79	5.2738	79.5595	72.33	35 Sherwin, Kevin
12	92	17.56	5.2392	79.0368	71.85	55 Adams, Karriem
13	98	19.32	5.0725	76.5217	69.57	45 Paderes, Ace
14	102	20.44	4.9902	75.2810	68.44	61 Samaai, Sulaiman
15	80	16.24	4.9261	74.3139	67.56	7 Betheldo, Corbin
16	101	21.39	4.7218	71.2322	64.76	22 Grovers, Freddy
17	103	22.69	4.5394	68.4808	62.26	2 Kamalie, Mogamat Sedick
18	94	21.80	4.3119	65.0485	59.13	58 Munga, Reaaz
19	65	15.13	4.2961	64.8097	58.92	52 Isaacs, Adiel
20	103	24.05	4.2827	64.6083	58.73	50 Richings, Charlene
21	97	22.96	4.2247	63.7332	57.94	66 Samaai, Sabre
22	81	21.24	3.8136	57.5303	52.30	28 Salie, Mogamat Sedick
23	98	37.26	2.6302	39.6779	36.07	51 Paderes, Percival

STANDARD -- Overall Stage Results

WPPSA CHAMPS 2011 - Handgun

Printed December 6, 2011 at 8:54




Stage 5 -- BOMBA

	PTS	TIME	HIT FACTOR	STAGE POINTS	STAGE PERCENT	COMPETITOR # Name
1	102	15.34	6.6493	110.0000	100.00	20 Stockbridge, Austin
2	92	14.66	6.2756	103.8178	94.38	72 Jacobs, Jaco
3	94	16.52	5.6901	94.1317	85.57	19 Lerm, Piet
4	98	17.36	5.6452	93.3887	84.90	17 Buys, Pierre
5	101	19.98	5.0551	83.6265	76.02	11 Awaldien, Igshaan
6	106	21.05	5.0356	83.3051	75.73	16 De Swardt, Johan
7	99	19.83	4.9924	82.5906	75.08	23 Samodien, M Sedick
8	100	20.16	4.9603	82.0592	74.60	9 Mamwell, Montgomery
9	91	19.20	4.7396	78.4076	71.28	30 De Roos, Jainodien
10	92	19.44	4.7325	78.2906	71.17	42 Starke, Ludolph Leonard
11	99	22.46	4.4078	72.9194	66.29	3 Jurd, Nazeem C
12	102	23.50	4.3404	71.8043	65.28	5 Taczalski, Marek
13	97	22.72	4.2694	70.6287	64.21	26 Buckle, Jacque
14	83	20.80	3.9904	66.0135	60.01	21 Rossouw, Francois
15	85	21.42	3.9683	65.6474	59.68	13 Harris, Adiel
16	106	27.36	3.8743	64.0926	58.27	38 Jacobs, Charlie
17	82	22.28	3.6804	60.8859	55.35	4 Laher, Irshaad
18	69	19.14	3.6050	59.6383	54.22	14 Ally, Uzair
19	89	24.80	3.5887	59.3685	53.97	10 Titus, Moegamat Salie
20	82	23.35	3.5118	58.0958	52.81	60 Daniels, Marwaan
21	86	24.68	3.4846	57.6463	52.41	59 Schloss, Shadley
22	90	28.21	3.1904	52.7785	47.98	40 Hermans, Abdurahgiem
23	85	28.78	2.9534	48.8592	44.42	29 Abrahams, Irefaan
24	75	26.25	2.8571	47.2661	42.97	18 Scott, Ridwaan
25	51	21.75	2.3448	38.7908	35.26	32 Soeker, Achmat
26	56	31.09	1.8012	29.7979	27.09	6 Dante, Siraatz
27	40	30.46	1.3132	21.7244	19.75	69 Taliep, Anwar
28	60	85.29	0.7035	11.6378	10.58	64 Henke, Thomas

PRODUCTION -- Overall Stage Results

WPPSA CHAMPS 2011 - Handgun

Printed December 6, 2011 at 8:54



Stage 5 -- BOMBA

	PTS	TIME	HIT FACTOR	STAGE POINTS	STAGE PERCENT	COMPETITOR # Name
1	84	18.75	4.4800	110.0000	100.00	25 De Goede, Charl
2	96	21.51	4.4630	109.5836	99.62	27 Marshall, Charles
3	79	19.27	4.0996	100.6607	91.51	63 Louw, K B
4	87	25.75	3.3786	82.9577	75.42	36 Mohamed, Shaheed
5	85	25.63	3.3164	81.4301	74.03	53 Johnson, Alex
6	73	25.34	2.8808	70.7344	64.30	46 Johnson, Andre
7	79	30.68	2.5750	63.2246	57.48	71 Lee, Jorisse
8	69	33.50	2.0597	50.5730	45.98	56 Barden, Zaid
9	0	0.00	0.0000	0.0000	0.00	47 Voyatjes, Stratis

MODIFIED -- Overall Stage Results

WPPSA CHAMPS 2011 - Handgun

Printed December 6, 2011 at 8:54



Stage 5 -- BOMBA

	PTS	TIME	HIT FACTOR	STAGE POINTS	STAGE PERCENT	COMPETITOR # Name
1	100	27.66	3.6153	110.0000	100.00	44 Starke, Petri
2	106	30.58	3.4663	105.4662	95.88	54 Buck, Bryan
3	83	42.48	1.9539	59.4482	54.04	49 Starke, Janefer
4	47	48.99	0.9594	29.1901	26.54	1 Batista, Joel

OPEN -- Overall Stage Results**WPPSA CHAMPS 2011 - Handgun**

Printed December 6, 2011 at 8:54

**Stage 6 -- CABRIOLET**

	PTS	TIME	HIT FACTOR	STAGE POINTS	STAGE PERCENT	COMPETITOR # Name
1	55	5.56	9.8921	60.0000	100.00	35 Sherwin, Kevin
2	60	6.88	8.7209	52.8964	88.16	31 Salie, Mansoor
3	55	6.35	8.6614	52.5354	87.56	41 Van Der Berg, Jan
4	59	7.30	8.0822	49.0222	81.70	62 Sulaiman, Uthmaan
5	59	7.46	7.9088	47.9708	79.95	7 Betheldo, Corbin
6	50	6.45	7.7519	47.0190	78.37	57 Harrison, Sedick
7	55	7.13	7.7139	46.7882	77.98	52 Isaacs, Adiel
8	58	7.52	7.7128	46.7814	77.97	67 Hartzenburg, Alfred
9	56	7.48	7.4866	45.4098	75.68	55 Adams, Karriem
10	59	7.96	7.4121	44.9575	74.93	8 Esau, R Wally
11	44	6.02	7.3090	44.3322	73.89	12 Ally, Hishaam
12	59	8.27	7.1342	43.2723	72.12	50 Richings, Charlene
13	53	7.71	6.8742	41.6951	69.49	45 Paderes, Ace
14	56	8.42	6.6508	40.3403	67.23	43 Van De Berg, Ets
15	42	6.34	6.6246	40.1812	66.97	22 Grovers, Freddy
16	53	8.38	6.3246	38.3615	63.94	28 Salie, Mogamat Sedick
17	55	8.82	6.2358	37.8231	63.04	66 Samaai, Sabre
18	57	9.48	6.0127	36.4695	60.78	2 Kamalie, Mogamat Sedick
19	57	9.55	5.9686	36.2022	60.34	48 Gogos, Alex
20	53	9.08	5.8370	35.4041	59.01	51 Paderes, Percival
21	47	8.22	5.7178	34.6808	57.80	58 Munga, Reaaz
22	59	11.19	5.2726	31.9805	53.30	68 Groenewald, Chris
23	51	9.78	5.2147	31.6297	52.72	61 Samaai, Sulaiman

STANDARD -- Overall Stage Results**WPPSA CHAMPS 2011 - Handgun**

Printed December 6, 2011 at 8:54

**Stage 6 -- CABRIOLET**

	PTS	TIME	HIT FACTOR	STAGE POINTS	STAGE PERCENT	COMPETITOR # Name
1	58	6.16	9.4156	60.0000	100.00	20 Stockbridge, Austin
2	59	6.87	8.5881	54.7267	91.21	17 Buys, Pierre
3	50	6.44	7.7640	49.4753	82.46	72 Jacobs, Jaco
4	56	7.32	7.6503	48.7507	81.25	9 Mamwell, Montgomery
5	55	7.98	6.8922	43.9201	73.20	26 Buckle, Jacque
6	57	8.31	6.8592	43.7097	72.85	3 Jurd, Nazeem C
7	56	8.20	6.8293	43.5189	72.53	30 De Roos, Jainodien
8	60	8.89	6.7492	43.0084	71.68	16 De Swardt, Johan
9	55	8.28	6.6425	42.3288	70.55	13 Harris, Adiel
10	52	8.02	6.4838	41.3174	68.86	5 Taczalski, Marek
11	58	8.95	6.4804	41.2961	68.83	59 Schloss, Shadley
12	49	7.58	6.4644	41.1937	68.66	42 Starke, Ludolph Leonard
13	57	8.92	6.3901	40.7206	67.87	10 Titus, Moegamat Salie
14	58	9.29	6.2433	39.7847	66.31	11 Awaldien, Igshaan
15	50	8.13	6.1501	39.1907	65.32	4 Laher, Irshaad
16	41	7.19	5.7024	36.3378	60.56	19 Lerm, Piet
17	53	9.36	5.6624	36.0831	60.14	14 Ally, Uzair
18	56	9.92	5.6452	35.9733	59.96	23 Samodien, M Sedick
19	57	10.41	5.4755	34.8922	58.15	38 Jacobs, Charlie
20	56	11.21	4.9955	31.8336	53.06	40 Hermans, Abdurahgiem
21	46	10.41	4.4188	28.1586	46.93	32 Soeker, Achmat
22	59	14.12	4.1785	26.6269	44.38	18 Scott, Ridwaan
23	60	15.22	3.9422	25.1212	41.87	69 Taliep, Anwar
24	41	10.47	3.9160	24.9541	41.59	60 Daniels, Marwaan
25	59	16.56	3.5628	22.7036	37.84	6 Dante, Siraatz
26	59	16.62	3.5499	22.6217	37.70	64 Henke, Thomas
27	23	8.84	2.6018	16.5798	27.63	21 Rossouw, Francois
28	54	25.25	2.1386	13.6281	22.71	29 Abrahams, Irefaan

PRODUCTION -- Overall Stage Results

WPPSA CHAMPS 2011 - Handgun

Printed December 6, 2011 at 8:54



Stage 6 -- CABRIOLET

	PTS	TIME	HIT FACTOR	STAGE POINTS	STAGE PERCENT	COMPETITOR # Name
1	56	8.17	6.8543	60.0000	100.00	27 Marshall, Charles
2	52	10.28	5.0584	44.2788	73.80	46 Johnson, Andre
3	54	11.05	4.8869	42.7776	71.30	25 De Goede, Charl
4	54	11.98	4.5075	39.4568	65.76	63 Louw, K B
5	48	10.98	4.3716	38.2670	63.78	53 Johnson, Alex
6	33	9.88	3.3401	29.2376	48.73	71 Lee, Jorisse
7	35	10.84	3.2288	28.2634	47.11	56 Barden, Zaid
8	35	13.18	2.6555	23.2454	38.74	36 Mohamed, Shaheed
9	58	61.01	0.9507	8.3217	13.87	47 Voyatjes, Stratis

MODIFIED -- Overall Stage Results

WPPSA CHAMPS 2011 - Handgun

Printed December 6, 2011 at 8:54



Stage 6 -- CABRIOLET

	PTS	TIME	HIT FACTOR	STAGE POINTS	STAGE PERCENT	COMPETITOR # Name
1	59	13.17	4.4799	60.0000	100.00	54 Buck, Bryan
2	60	15.74	3.8119	51.0542	85.09	1 Batista, Joel
3	56	22.49	2.4900	33.3491	55.58	49 Starke, Janefer
4	39	17.36	2.2465	30.0885	50.15	44 Starke, Petri

OPEN -- Overall Stage Results**WPPSA CHAMPS 2011 - Handgun**

Printed December 6, 2011 at 8:54

**Stage 7 -- THE HIDDEN**

	PTS	TIME	HIT FACTOR	STAGE POINTS	STAGE PERCENT	COMPETITOR # Name
1	79	10.36	7.6255	80.0000	100.00	31 Salie, Mansoor
2	76	10.33	7.3572	77.1855	96.48	41 Van Der Berg, Jan
3	77	10.86	7.0902	74.3847	92.98	35 Sherwin, Kevin
4	77	11.22	6.8627	71.9980	90.00	8 Esau, R Wally
5	77	11.35	6.7841	71.1734	88.97	22 Grovers, Freddy
6	78	11.93	6.5381	68.5925	85.74	62 Sulaiman, Uthmaan
7	76	11.65	6.5236	68.4400	85.55	45 Paderes, Ace
8	76	11.68	6.5068	68.2643	85.33	7 Betheldo, Corbin
9	76	11.70	6.4957	68.1476	85.18	52 Isaacs, Adiel
10	76	11.85	6.4135	67.2849	84.11	28 Salie, Mogamat Sedick
11	76	11.94	6.3652	66.7778	83.47	57 Harrison, Sedick
12	77	12.24	6.2908	65.9982	82.50	67 Hartzenburg, Alfred
13	77	12.64	6.0918	63.9096	79.89	12 Ally, Hishaam
14	75	12.52	5.9904	62.8463	78.56	61 Samaai, Sulaiman
15	77	13.90	5.5396	58.1164	72.65	43 Van De Berg, Ets
16	75	14.00	5.3571	56.2025	70.25	50 Richings, Charlene
17	63	12.07	5.2196	54.7590	68.45	58 Munga, Reaaz
18	78	15.88	4.9118	51.5308	64.41	48 Gogos, Alex
19	60	12.25	4.8980	51.3852	64.23	55 Adams, Karriem
20	75	15.66	4.7893	50.2449	62.81	2 Kamalie, Mogamat Sedick
21	70	15.09	4.6388	48.6666	60.83	66 Samaai, Sabre
22	75	23.38	3.2079	33.6542	42.07	51 Paderes, Percival
23	0	4.86	0.0000	0.0000	0.00	68 Groenewald, Chris

STANDARD -- Overall Stage Results

WPPSA CHAMPS 2011 - Handgun

Printed December 6, 2011 at 8:54




Stage 7 -- THE HIDDEN

	PTS	TIME	HIT FACTOR	STAGE POINTS	STAGE PERCENT	COMPETITOR # Name
1	80	11.13	7.1878	80.0000	100.00	20 Stockbridge, Austin
2	77	12.33	6.2449	69.5061	86.88	17 Buys, Pierre
3	74	12.29	6.0212	67.0155	83.77	23 Samodien, M Sedick
4	73	12.30	5.9350	66.0561	82.57	30 De Roos, Jainodien
5	78	13.52	5.7692	64.2115	80.26	3 Jurd, Nazeem C
6	72	12.57	5.7279	63.7518	79.69	19 Lerm, Piet
7	77	13.46	5.7207	63.6709	79.59	11 Awaldien, Igshaan
8	74	13.65	5.4212	60.3385	75.42	26 Buckle, Jacque
9	78	14.57	5.3535	59.5841	74.48	13 Harris, Adiel
10	72	13.63	5.2825	58.7938	73.49	9 Mamwell, Montgomery
11	77	14.82	5.1957	57.8279	72.28	5 Taczalski, Marek
12	76	14.76	5.1491	57.3089	71.64	72 Jacobs, Jaco
13	74	15.42	4.7990	53.4125	66.77	59 Schloss, Shadley
14	63	13.19	4.7763	53.1607	66.45	18 Scott, Ridwaan
15	69	14.92	4.6247	51.4725	64.34	4 Laher, Irshaad
16	76	16.49	4.6089	51.2965	64.12	10 Titus, Moegamat Salie
17	76	17.02	4.4653	49.6992	62.12	40 Hermans, Abdurahgiem
18	78	17.95	4.3454	48.3643	60.46	16 De Swardt, Johan
19	76	18.86	4.0297	44.8505	56.06	21 Rossouw, Francois
20	75	19.37	3.8720	43.0950	53.87	69 Taliep, Anwar
21	60	16.10	3.7267	41.4783	51.85	42 Starke, Ludolph Leonard
22	76	21.22	3.5815	39.8624	49.83	6 Dante, Siraatz
23	76	22.01	3.4530	38.4316	48.04	29 Abrahams, Irefaan
24	73	22.21	3.2868	36.5822	45.73	38 Jacobs, Charlie
25	73	22.76	3.2074	35.6982	44.62	14 Ally, Uzair
26	53	19.56	2.7096	30.1580	37.70	32 Soeker, Achmat
27	80	29.85	2.6801	29.8291	37.29	64 Henke, Thomas
28	33	19.68	1.6768	18.6631	23.33	60 Daniels, Marwaan

PRODUCTION -- Overall Stage Results

WPPSA CHAMPS 2011 - Handgun

Printed December 6, 2011 at 8:54



Stage 7 -- THE HIDDEN

	PTS	TIME	HIT FACTOR	STAGE POINTS	STAGE PERCENT	COMPETITOR # Name
1	74	13.30	5.5639	80.0000	100.00	27 Marshall, Charles
2	80	14.57	5.4907	78.9479	98.68	63 Louw, K B
3	76	14.22	5.3446	76.8465	96.06	25 De Goede, Charl
4	74	14.93	4.9565	71.2659	89.08	46 Johnson, Andre
5	80	17.96	4.4543	64.0462	80.06	56 Barden, Zaid
6	66	16.40	4.0244	57.8642	72.33	36 Mohamed, Shaheed
7	63	19.25	3.2727	47.0565	58.82	53 Johnson, Alex
8	55	20.19	2.7241	39.1684	48.96	71 Lee, Jorissem
9	0	0.00	0.0000	0.0000	0.00	47 Voyatjes, Stratis

MODIFIED -- Overall Stage Results

WPPSA CHAMPS 2011 - Handgun

Printed December 6, 2011 at 8:54



Stage 7 -- THE HIDDEN

	PTS	TIME	HIT FACTOR	STAGE POINTS	STAGE PERCENT	COMPETITOR # Name
1	73	17.76	4.1104	80.0000	100.00	44 Starke, Petri
2	75	25.70	2.9183	56.7987	71.00	54 Buck, Bryan
3	76	29.95	2.5376	49.3886	61.74	1 Batista, Joel
4	79	38.77	2.0377	39.6590	49.57	49 Starke, Janefer

OPEN -- Overall Stage Results**WPPSA CHAMPS 2011 - Handgun**

Printed December 6, 2011 at 8:54

**Stage 8 -- EXPOSED**

	PTS	TIME	HIT FACTOR	STAGE POINTS	STAGE PERCENT	COMPETITOR # Name
1	52	5.51	9.4374	60.0000	100.00	48 Gogos, Alex
2	57	6.17	9.2382	58.7340	97.89	67 Hartzenburg, Alfred
3	52	5.80	8.9655	57.0000	95.00	35 Sherwin, Kevin
4	56	6.54	8.5627	54.4390	90.73	8 Esau, R Wally
5	58	6.88	8.4302	53.5968	89.33	62 Sulaiman, Uthmaan
6	56	6.73	8.3210	52.9020	88.17	43 Van De Berg, Ets
7	53	6.39	8.2942	52.7320	87.89	55 Adams, Karriem
8	54	6.67	8.0960	51.4716	85.79	31 Salie, Mansoor
9	54	6.81	7.9295	50.4134	84.02	52 Isaacs, Adiel
10	54	6.93	7.7922	49.5405	82.57	41 Van Der Berg, Jan
11	48	6.18	7.7670	49.3801	82.30	7 Betheldo, Corbin
12	58	7.67	7.5619	48.0764	80.13	50 Richings, Charlene
13	54	7.22	7.4792	47.5506	79.25	12 Ally, Hishaam
14	53	7.09	7.4753	47.5258	79.21	58 Munga, Reaz
15	56	8.47	6.6116	42.0343	70.06	61 Samaai, Sulaiman
16	58	9.15	6.3388	40.3001	67.17	2 Kamalie, Mogamat Sedick
17	58	9.86	5.8824	37.3982	62.33	51 Paderes, Percival
18	56	9.62	5.8212	37.0094	61.68	68 Groenewald, Chris
19	40	6.88	5.8140	36.9633	61.61	45 Paderes, Ace
20	51	9.20	5.5435	35.2437	58.74	28 Salie, Mogamat Sedick
21	37	7.00	5.2857	33.6049	56.01	57 Harrison, Sedick
22	55	11.96	4.5987	29.2369	48.73	66 Samaai, Sabre
23	39	24.15	1.6149	10.2671	17.11	22 Grovers, Freddy

STANDARD -- Overall Stage Results

WPPSA CHAMPS 2011 - Handgun

Printed December 6, 2011 at 8:54



Stage 8 -- EXPOSED

	PTS	TIME	HIT FACTOR	STAGE POINTS	STAGE PERCENT	COMPETITOR # Name
1	58	6.80	8.5294	60.0000	100.00	20 Stockbridge, Austin
2	57	7.63	7.4705	52.5512	87.59	19 Lerm, Piet
3	52	7.02	7.4074	52.1073	86.85	72 Jacobs, Jaco
4	58	8.12	7.1429	50.2463	83.74	23 Samodien, M Sedick
5	58	8.24	7.0388	49.5146	82.52	14 Ally, Uzair
6	55	8.04	6.8408	48.1215	80.20	21 Rossouw, Francois
7	57	8.36	6.8182	47.9624	79.94	9 Mamwell, Montgomery
8	59	8.83	6.6818	47.0028	78.34	16 De Swardt, Johan
9	59	9.13	6.4622	45.4583	75.76	42 Starke, Ludolph Leonard
10	48	7.72	6.2176	43.7377	72.90	13 Harris, Adiel
11	56	9.24	6.0606	42.6332	71.06	18 Scott, Ridwaan
12	50	8.44	5.9242	41.6735	69.46	59 Schloss, Shadley
13	53	9.10	5.8242	40.9701	68.28	5 Taczalski, Marek
14	41	7.24	5.6630	39.8362	66.39	17 Buys, Pierre
15	56	10.09	5.5500	39.0417	65.07	3 Jurd, Nazeem C
16	46	8.48	5.4245	38.1588	63.60	11 Awaldien, Igshaan
17	51	9.70	5.2577	36.9854	61.64	26 Buckle, Jacque
18	45	8.66	5.1963	36.5533	60.92	4 Laher, Irshaad
19	56	11.02	5.0817	35.7469	59.58	38 Jacobs, Charlie
20	60	11.81	5.0804	35.7383	59.56	40 Hermans, Abdurahgiem
21	51	10.27	4.9659	34.9327	58.22	30 De Roos, Jainodien
22	57	11.78	4.8387	34.0378	56.73	6 Dante, Siraatz
23	54	12.05	4.4813	31.5238	52.54	32 Soeker, Achmat
24	54	13.77	3.9216	27.5862	45.98	29 Abrahams, Irefaan
25	56	15.24	3.6745	25.8485	43.08	69 Taliep, Anwar
26	51	14.47	3.5245	24.7933	41.32	10 Titus, Moegamat Salie
27	39	13.60	2.8676	20.1724	33.62	60 Daniels, Marwaan
28	53	28.94	1.8314	12.8828	21.47	64 Henke, Thomas

PRODUCTION -- Overall Stage Results

WPPSA CHAMPS 2011 - Handgun

Printed December 6, 2011 at 8:54



Stage 8 -- EXPOSED

	PTS	TIME	HIT FACTOR	STAGE POINTS	STAGE PERCENT	COMPETITOR # Name
1	60	8.75	6.8571	60.0000	100.00	71 Lee, Jorissem
2	56	8.37	6.6906	58.5424	97.57	63 Louw, K B
3	58	8.82	6.5760	57.5397	95.90	25 De Goede, Charl
4	48	9.62	4.9896	43.6590	72.77	27 Marshall, Charles
5	48	11.99	4.0033	35.0292	58.38	46 Johnson, Andre
6	36	9.01	3.9956	34.9612	58.27	56 Barden, Zaid
7	42	10.84	3.8745	33.9022	56.50	36 Mohamed, Shaheed
8	48	13.20	3.6364	31.8182	53.03	53 Johnson, Alex
9	0	0.00	0.0000	0.0000	0.00	47 Voyatjes, Stratis

MODIFIED -- Overall Stage Results

WPPSA CHAMPS 2011 - Handgun

Printed December 6, 2011 at 8:54



Stage 8 -- EXPOSED

	PTS	TIME	HIT FACTOR	STAGE POINTS	STAGE PERCENT	COMPETITOR # Name
1	57	11.35	5.0220	60.0000	100.00	44 Starke, Petri
2	53	14.05	3.7722	45.0684	75.11	54 Buck, Bryan
3	41	14.85	2.7609	32.9860	54.98	1 Batista, Joel
4	58	22.43	2.5858	30.8938	51.49	49 Starke, Janefer

OPEN -- Overall Stage Results**WPPSA CHAMPS 2011 - Handgun**

Printed December 6, 2011 at 8:54

**Stage 9 -- DOOBLES**

	PTS	TIME	HIT FACTOR	STAGE POINTS	STAGE PERCENT	COMPETITOR # Name
1	92	10.35	8.8889	105.0000	100.00	55 Adams, Karriem
2	89	10.35	8.5990	101.5761	96.74	45 Paderes, Ace
3	92	10.80	8.5185	100.6250	95.83	52 Isaacs, Adiel
4	97	11.41	8.5013	100.4218	95.64	67 Hartzenburg, Alfred
5	93	11.14	8.3483	98.6142	93.92	8 Esau, R Wally
6	94	11.49	8.1810	96.6384	92.04	7 Betheldo, Corbin
7	91	11.29	8.0602	95.2115	90.68	57 Harrison, Sedick
8	96	12.06	7.9602	94.0298	89.55	58 Munga, Reaaz
9	73	9.39	7.7742	91.8331	87.46	31 Salie, Mansoor
10	94	12.25	7.6735	90.6429	86.33	41 Van Der Berg, Jan
11	94	12.27	7.6610	90.4951	86.19	48 Gogos, Alex
12	95	12.49	7.6061	89.8469	85.57	35 Sherwin, Kevin
13	97	13.19	7.3541	86.8698	82.73	61 Samaai, Sulaiman
14	99	13.80	7.1739	84.7418	80.71	68 Groenewald, Chris
15	94	13.12	7.1646	84.6322	80.60	2 Kamalie, Mogamat Sedick
16	91	13.85	6.5704	77.6128	73.92	28 Salie, Mogamat Sedick
17	83	13.10	6.3359	74.8426	71.28	62 Sulaiman, Uthmaan
18	88	14.10	6.2411	73.7234	70.21	66 Samaai, Sabre
19	92	15.36	5.9896	70.7520	67.38	50 Richings, Charlene
20	89	15.02	5.9254	69.9942	66.66	51 Paderes, Percival
21	99	17.65	5.6091	66.2571	63.10	12 Ally, Hishaam
22	102	20.16	5.0595	59.7656	56.92	22 Grovers, Freddy
23	0	0.00	0.0000	0.0000	0.00	43 Van De Berg, Ets

STANDARD -- Overall Stage Results

WPPSA CHAMPS 2011 - Handgun

Printed December 6, 2011 at 8:54




Stage 9 -- DOOBLES

	PTS	TIME	HIT FACTOR	STAGE POINTS	STAGE PERCENT	COMPETITOR # Name
1	92	12.41	7.4134	105.0000	100.00	19 Lerm, Piet
2	84	11.34	7.4074	104.9155	99.92	72 Jacobs, Jaco
3	98	13.64	7.1848	101.7618	96.92	23 Samodien, M Sedick
4	98	14.09	6.9553	98.5118	93.82	3 Jurd, Nazeem C
5	94	13.89	6.7675	95.8515	91.29	14 Ally, Uzair
6	97	14.38	6.7455	95.5402	90.99	17 Buys, Pierre
7	76	11.75	6.4681	91.6113	87.25	20 Stockbridge, Austin
8	98	15.18	6.4559	91.4382	87.08	13 Harris, Adiel
9	97	15.12	6.4153	90.8643	86.54	26 Buckle, Jacque
10	90	14.96	6.0160	85.2087	81.15	4 Laher, Irshaad
11	82	13.69	5.9898	84.8367	80.80	11 Awaldien, Igshaan
12	87	14.86	5.8546	82.9228	78.97	16 De Swardt, Johan
13	93	16.38	5.6777	80.4160	76.59	18 Scott, Ridwaan
14	86	15.23	5.6467	79.9782	76.17	42 Starke, Ludolph Leonard
15	96	17.49	5.4889	77.7418	74.04	38 Jacobs, Charlie
16	81	15.31	5.2907	74.9347	71.37	9 Mamwell, Montgomery
17	83	16.29	5.0952	72.1656	68.73	32 Soeker, Achmat
18	85	16.75	5.0746	71.8749	68.45	30 De Roos, Jainodien
19	88	17.69	4.9746	70.4576	67.10	5 Taczalski, Marek
20	99	21.55	4.5940	65.0671	61.97	60 Daniels, Marwaan
21	93	20.65	4.5036	63.7876	60.75	69 Taliep, Anwar
22	96	21.32	4.5028	63.7760	60.74	29 Abrahams, Irefaan
23	90	20.42	4.4074	62.4252	59.45	40 Hermans, Abdurahgiem
24	81	19.88	4.0744	57.7088	54.96	59 Schloss, Shadley
25	93	24.50	3.7959	53.7638	51.20	10 Titus, Moegamat Salie
26	87	25.08	3.4689	49.1321	46.79	6 Dante, Siraatz
27	80	32.47	2.4638	34.8964	33.23	21 Rossouw, Francois
28	97	47.38	2.0473	28.9968	27.62	64 Henke, Thomas

PRODUCTION -- Overall Stage Results

WPPSA CHAMPS 2011 - Handgun

Printed December 6, 2011 at 8:54



Stage 9 -- DOOBLES

	PTS	TIME	HIT FACTOR	STAGE POINTS	STAGE PERCENT	COMPETITOR # Name
1	96	18.52	5.1836	105.0000	100.00	71 Lee, Jorissem
2	86	18.66	4.6088	93.3568	88.91	46 Johnson, Andre
3	82	20.24	4.0514	82.0658	78.16	56 Barden, Zaid
4	77	19.74	3.9007	79.0137	75.25	25 De Goede, Charl
5	87	22.52	3.8632	78.2546	74.53	53 Johnson, Alex
6	65	17.24	3.7703	76.3722	72.74	27 Marshall, Charles
7	77	24.22	3.1792	64.3985	61.33	36 Mohamed, Shaheed
8	0	0.00	0.0000	0.0000	0.00	47 Voyatjes, Stratis
9	0	7.80	0.0000	0.0000	0.00	63 Louw, K B

MODIFIED -- Overall Stage Results

WPPSA CHAMPS 2011 - Handgun

Printed December 6, 2011 at 8:54



Stage 9 -- DOOBLES

	PTS	TIME	HIT FACTOR	STAGE POINTS	STAGE PERCENT	COMPETITOR # Name
1	97	18.67	5.1955	105.0000	100.00	44 Starke, Petri
2	98	22.50	4.3556	88.0249	83.83	54 Buck, Bryan
3	94	29.95	3.1386	63.4297	60.41	1 Batista, Joel
4	91	37.39	2.4338	49.1867	46.84	49 Starke, Janefer

OPEN -- Overall Stage Results**WPPSA CHAMPS 2011 - Handgun**

Printed December 6, 2011 at 8:54

**Stage 10 -- THE PICNIC**

	PTS	TIME	HIT FACTOR	STAGE POINTS	STAGE PERCENT	COMPETITOR # Name
1	96	11.94	8.0402	105.0000	100.00	48 Gogos, Alex
2	95	12.45	7.6305	99.6498	94.90	35 Sherwin, Kevin
3	100	14.45	6.9204	90.3763	86.07	31 Salie, Mansoor
4	102	14.82	6.8826	89.8823	85.60	45 Paderes, Ace
5	98	14.68	6.6757	87.1811	83.03	41 Van Der Berg, Jan
6	98	15.29	6.4094	83.7030	79.72	8 Esau, R Wally
7	103	16.35	6.2997	82.2701	78.35	68 Groenewald, Chris
8	88	14.16	6.2147	81.1600	77.30	58 Munga, Reaaz
9	96	16.57	5.7936	75.6608	72.06	52 Isaacs, Adiel
10	99	17.36	5.7028	74.4745	70.93	61 Samaai, Sulaiman
11	90	16.40	5.4878	71.6673	68.25	28 Salie, Mogamat Sedick
12	103	19.13	5.3842	70.3145	66.97	12 Ally, Hishaam
13	101	19.17	5.2686	68.8053	65.53	50 Richings, Charlene
14	101	19.64	5.1426	67.1587	63.96	66 Samaai, Sabre
15	84	16.69	5.0330	65.7272	62.60	57 Harrison, Sedick
16	94	21.18	4.4381	57.9594	55.20	2 Kamalie, Mogamat Sedick
17	101	22.80	4.4298	57.8507	55.10	22 Grovers, Freddy
18	98	22.81	4.2964	56.1078	53.44	55 Adams, Karriem
19	82	19.57	4.1901	54.7199	52.11	62 Sulaiman, Uthmaan
20	100	24.58	4.0683	53.1301	50.60	67 Hartzenburg, Alfred
21	76	19.32	3.9337	51.3723	48.93	51 Paderes, Percival
22	61	16.75	3.6418	47.5595	45.29	7 Betheldo, Corbin
23	0	0.00	0.0000	0.0000	0.00	43 Van De Berg, Ets

STANDARD -- Overall Stage Results

WPPSA CHAMPS 2011 - Handgun

Printed December 6, 2011 at 8:54



Stage 10 -- THE PICNIC

	PTS	TIME	HIT FACTOR	STAGE POINTS	STAGE PERCENT	COMPETITOR # Name
1	104	15.64	6.6496	105.0000	100.00	20 Stockbridge, Austin
2	93	16.78	5.5423	87.5152	83.35	17 Buys, Pierre
3	98	18.01	5.4414	85.9221	81.83	23 Samodien, M Sedick
4	102	20.28	5.0296	79.4191	75.64	19 Lerm, Piet
5	95	19.15	4.9608	78.3335	74.60	26 Buckle, Jacque
6	91	18.85	4.8276	76.2294	72.60	72 Jacobs, Jaco
7	94	20.40	4.6078	72.7596	69.29	4 Laher, Irshaad
8	101	21.92	4.6077	72.7568	69.29	16 De Swardt, Johan
9	96	20.95	4.5823	72.3569	68.91	38 Jacobs, Charlie
10	84	18.44	4.5553	71.9302	68.50	14 Ally, Uzair
11	89	19.71	4.5155	71.3011	67.91	42 Starke, Ludolph Leonard
12	98	21.74	4.5078	71.1802	67.79	5 Taczalski, Marek
13	101	23.57	4.2851	67.6635	64.44	21 Rossouw, Francois
14	97	22.93	4.2303	66.7975	63.62	18 Scott, Ridwaan
15	100	23.78	4.2052	66.4020	63.24	3 Jurd, Nazeem C
16	96	23.20	4.1379	65.3395	62.23	11 Awaldien, Igshaan
17	95	23.72	4.0051	63.2414	60.23	59 Schloss, Shadley
18	101	26.53	3.8070	60.1142	57.25	40 Hermans, Abdurahgiem
19	92	24.48	3.7582	59.3429	56.52	60 Daniels, Marwaan
20	77	21.11	3.6476	57.5964	54.85	13 Harris, Adiel
21	82	22.72	3.6092	56.9899	54.28	30 De Roos, Jainodien
22	98	27.41	3.5753	56.4560	53.77	6 Dante, Siraatz
23	99	30.61	3.2342	51.0699	48.64	29 Abrahams, Irefaan
24	95	31.37	3.0284	47.8191	45.54	9 Mamwell, Montgomery
25	67	22.44	2.9857	47.1460	44.90	10 Titus, Moegamat Salie
26	78	28.68	2.7197	42.9446	40.90	32 Soeker, Achmat
27	100	37.14	2.6925	42.5158	40.49	69 Taliep, Anwar
28	99	51.18	1.9343	30.5441	29.09	64 Henke, Thomas

PRODUCTION -- Overall Stage Results

WPPSA CHAMPS 2011 - Handgun

Printed December 6, 2011 at 8:54



Stage 10 -- THE PICNIC

	PTS	TIME	HIT FACTOR	STAGE POINTS	STAGE PERCENT	COMPETITOR # Name
1	91	17.58	5.1763	105.0000	100.00	25 De Goede, Charl
2	97	19.62	4.9439	100.2858	95.51	27 Marshall, Charles
3	95	24.53	3.8728	78.5584	74.82	46 Johnson, Andre
4	84	24.50	3.4286	69.5472	66.24	71 Lee, Jorissem
5	82	26.40	3.1061	63.0052	60.00	53 Johnson, Alex
6	93	30.60	3.0392	61.6493	58.71	36 Mohamed, Shaheed
7	53	20.24	2.6186	53.1168	50.59	56 Barden, Zaid
8	0	0.00	0.0000	0.0000	0.00	63 Louw, K B
9	0	0.00	0.0000	0.0000	0.00	47 Voyatjes, Stratis

MODIFIED -- Overall Stage Results

WPPSA CHAMPS 2011 - Handgun

Printed December 6, 2011 at 8:54



Stage 10 -- THE PICNIC

	PTS	TIME	HIT FACTOR	STAGE POINTS	STAGE PERCENT	COMPETITOR # Name
1	98	26.02	3.7663	105.0000	100.00	54 Buck, Bryan
2	93	35.05	2.6534	73.9717	70.45	44 Starke, Petri
3	101	49.22	2.0520	57.2071	54.48	1 Batista, Joel
4	104	54.97	1.8919	52.7446	50.23	49 Starke, Janefer

WPPSA CHAMPS 2011 - Handgun

Printed December 6, 2011 at 8:54



Disqualified Shooters

No.	Name
------------	-------------

24	Ebrahim, Mahmood
33	Salie, Faizel
37	Leite, Nabeal
39	Isaacs, Shaheed
70	Jacobs, Hennie